

NEWS RELEASE



FORUM RESEARCH INC.

FOR IMMEDIATE RELEASE

PCs Overtake Liberals in Toronto

Could spell big trouble for Wynne

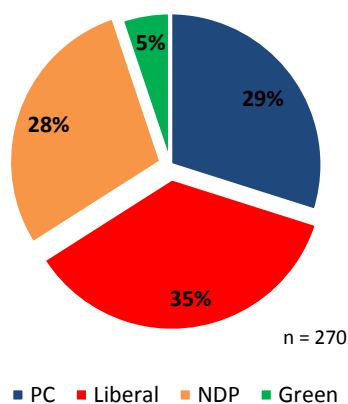
Toronto, March 16th – In a random sampling of public opinion taken by The Forum Poll™ among 966 Toronto voters, amongst those decided and leaning, the PCs (36%) have extended a five-point lead over the governing Liberals (31%). The PC lead is up four percent since February (1% lead over Liberals on Feb. 10). The NDP are unchanged at (22%), as are the Green (7%), but the collective “other parties” is up to (4%) (2%: Feb. 10).

Those most likely to support the PCs include those aged 45-54 (44%), 55-64 (41%), males (40%), the most wealthy (39%), with some college or university (43%), and who drive to work/school (45%). The majority of those supporting Doug Ford for Toronto Mayor also support the PCs (58%).

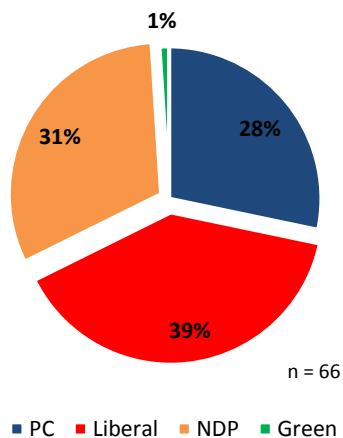
Those most likely to support the Liberals include those 65+ (43%), earning \$80,000-\$100,000 (40%), taking public transit to work/school (36%), and those supporting John Tory for Mayor (44%).

Looking at each party’s support divided amongst the former city of Toronto municipalities we see the following community breakdowns*:

Former City of Toronto



East York



MEDIA INQUIRIES:

Lorne Bozinoff, President
lbozinoff@forumresearch.com
416.960.9603

“The Progressive Conservatives finally see daylight between themselves and the Liberals in Toronto, as they’re leading in three of the six communities, and tied in another. In the two communities where the Liberals lead, the NDP is in the mix, which could lead to trouble for the Liberals if they suffer vote splitting that dilutes their support and potentially costs them seats,” said Dr. Lorne Bozinoff, President of Forum Research.



180 Bloor Street W., #1400
Toronto, ON M5S 2V6
T 416.960.9600
F 416.960.9602
forumresearch.com

NEWS RELEASE

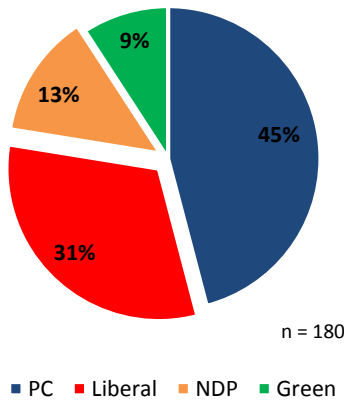


FORUM RESEARCH INC.

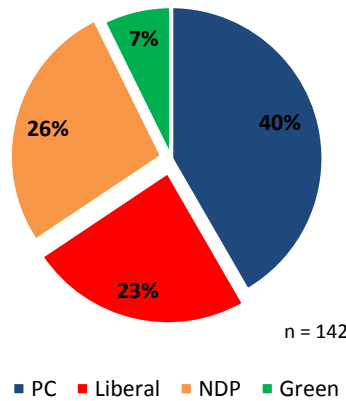
MEDIA INQUIRIES:

Lorne Bozinoff, President
lbozinoff@forumresearch.com
416.960.9603

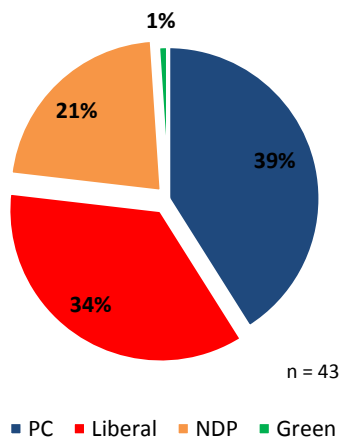
North York



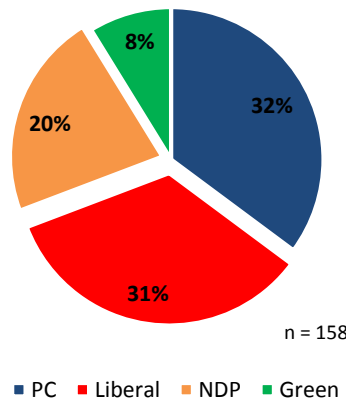
Etobicoke



York



Scarborough



“The Progressive Conservatives finally see daylight between themselves and the Liberals in Toronto, as they’re leading in three of the six communities, and tied in another. In the two communities where the Liberals lead, the NDP is in the mix, which could lead to trouble for the Liberals if they suffer vote splitting that dilutes their support and potentially costs them seats,” said Dr. Lorne Bozinoff, President of Forum Research.

Lorne Bozinoff, Ph.D. is the president and founder of Forum Research. He can be reached at lbozinoff@forumresearch.com or at (416) 960-9603.

*smaller samples will be less accurate, numbers may not add up to 100 because of rounding

180 Bloor Street W., #1400
Toronto, ON M5S 2V6
T 416.960.9600
F 416.960.9602
forumresearch.com

NEWS RELEASE



FORUM RESEARCH INC.

Methodology

The Forum Poll™ was conducted by Forum Research with the results based on an interactive voice response telephone survey of 966 randomly selected Toronto Voters. The poll was conducted on March, 8-10 2017.

Results based on the total sample are considered accurate +/- 3%, 19 times out of 20. Subsample results will be less accurate. Margins of error for subsample (such as age, gender) results are available at www.forumresearch.com/samplestim.asp

Where appropriate, the data has been statistically weighted by age, region, and other variables to ensure that the sample reflects the actual population according to the latest Census data.

This research is not necessarily predictive of future outcomes, but rather, captures opinion at one point in time. Actual results depend on the parties' ability to get their voters out. Forum Research conducted this poll as a public service and to demonstrate our survey research capabilities. Forum houses its poll results in the Data Library of the Department of Political Science at the University of Toronto.

With offices across Canada and around the world, 100% Canadian-owned Forum Research is one of the country's leading survey research firms. This Forum Poll™ and other polls may be found at Forum's poll archive at www.forumresearch.com/polls.asp

MEDIA INQUIRIES:

Lorne Bozinoff, President
lbozinoff@forumresearch.com
416.960.9603



180 Bloor Street W., #1400
Toronto, ON M5S 2V6
T 416.960.9600
F 416.960.9602
forumresearch.com

NEWS RELEASE



FORUM RESEARCH INC.

MEDIA INQUIRIES:

Lorne Bozinoff, President
 lbozinoff@forumresearch.com
 416.960.9603

Provincial Horserace in Toronto

If a provincial election were held today, which party would you be most likely to vote for? + Even though you may not have made up your mind, which party are you leaning towards at this time?

[Decided/Leaning]

Provincial Trend in Toronto

%	Sample	PC	Lib	NDP	Green	Other
Mar 8-10, 2017	966	36	31	22	7	4
Jan 31-Feb 5, 2017	1090	35	34	22	7	2

Age/Gender

%	Total	18-34	35-44	45-54	55-64	65+	Male	Female
Sample	861	113	98	165	213	272	439	408
Progressive Conservative	36	28	36	44	41	39	40	32
Liberal	31	26	35	28	27	43	28	34
New Democratic	22	30	20	18	26	13	19	25
Green	7	9	5	7	6	3	10	4
Another Party	4	7	5	2	2	2	3	5

Income

%	Total	<\$20K	\$20-\$40K	\$40-\$60K	\$60-\$80K	\$80-\$100K	\$100-\$250K
Sample	861	80	134	107	87	79	182
Progressive Conservative	36	20	26	33	37	35	39
Liberal	31	31	36	30	24	40	29
New Democratic	22	34	30	27	26	19	18
Green	7	5	5	7	13	4	8
Another Party	4	10	3	4	1	3	5

Region

%	Total	Former City of Toronto	East York	North York	Etobicoke	York	Scarborough
Sample	861	270	66	180	142	43	158
Progressive Conservative	36	29	28	45	40	39	32
Liberal	31	35	39	31	23	34	31
New Democratic	22	28	31	13	26	21	20
Green	7	5	1	9	7	1	8
Another Party	4	3	2	2	3	5	8



180 Bloor Street W., #1400
 Toronto, ON M5S 2V6
 T 416.960.9600
 F 416.960.9602
 forumresearch.com

NEWS RELEASE



FORUM RESEARCH INC.

MEDIA INQUIRIES:

Lorne Bozinoff, President
 lbozinoff@forumresearch.com
 416.960.9603

Education

%	Total	Secondary school or less	Some college or university	Completed college or university	EDU - Post graduate degree
Sample	861	109	214	323	215
Progressive Conservative	36	34	43	34	34
Liberal	31	27	28	35	30
New Democratic	22	27	16	23	25
Green	7	5	7	7	7
Another Party	4	7	6	2	5

Method of Travel to Work/School

%	Total	Private vehicle	Public transit	Bicycle	Walking	Some other way	Don't travel to work or school
Sample	861	329	209	37	59	16	211
Progressive Conservative	36	45	25	28	29	18	39
Liberal	31	27	36	31	23	25	38
New Democratic	22	16	30	33	38	23	14
Green	7	10	4	8	5	8	4
Another Party	4	2	6	0	5	26	4

Mayoral Support

%	Total	John Tory	Doug Ford	Someone else	Undecided
Sample	861	429	222	135	75
Progressive Conservative	36	32	58	14	27
Liberal	31	44	17	24	28
New Democratic	22	19	14	39	31
Green	7	3	5	17	8
Another Party	4	2	6	6	7

For more information:

Lorne Bozinoff, Ph.D.

President

Forum Research Inc.

Tel: (416) 960-9603

Fax: (416) 960-9602

E-mail: lbozinoff@forumresearch.com



180 Bloor Street W., #1400
 Toronto, ON M5S 2V6
 T 416.960.9600
 F 416.960.9602
 forumresearch.com